

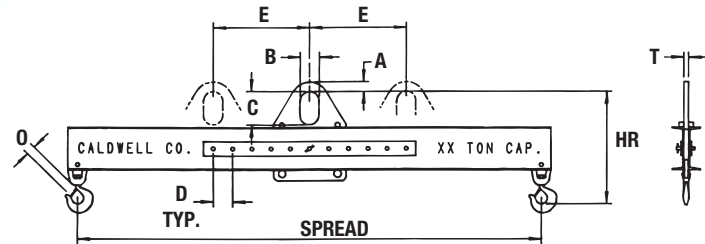
Lifting Beams

Model 24 - Adjustable Bail Lifting Beam



PRODUCT FEATURES:


- Handles off center loads by adjusting the bail before a lift.
- Adjustable spread options available.
- Swivel hooks with hook latches standard.
- Wide range of sizes and capacities available.
- Complies with ASME standards.



SPECIFICATIONS

Rated Capacity (tons)	Model Number HR Headroom (in.) Weight (lbs.)	Spread (feet)										Other Dimensions (in.)	
		3	4	6	8	10	12	14	16	18	20		
1/2	Model Number	24-1/2-3	24-1/2-4	24-1/2-6	24-1/2-8	24-1/2-10	24-1/2-12	24-1/2-14	24-1/2-16	24-1/2-18	24-1/2-20	A=1-1/2	T=5/8
	HR Headroom	13-1/2	13-1/2	13-1/2	12-5/8	13-1/2	13-1/2	13-1/2	14-1/2	14-1/2	14-1/2	B=3	O=1
	Weight	47	56	75	82	95	147	168	255	278	304	C=5	
1	Model Number	24-1-3	24-1-4	24-1-6	24-1-8	24-1-10	24-1-12	24-1-14	24-1-16	24-1-18	24-1-20	A=1-1/2	T=5/8
	HR Headroom	13-1/2	13-5/8	13-5/8	14-5/8	14-5/8	14-5/8	15-5/8	15-5/8	16-1/2	16-1/2	B=3	O=1
	Weight	47	56	83	126	170	198	268	298	409	449	C=5	
2	Model Number	24-2-3	24-2-4	24-2-6	24-2-8	24-2-10	24-2-12	24-2-14	24-2-16	24-2-18	24-2-20	A=1-1/2	T=3/4
	HR Headroom	14	15-1/8	15-1/8	16-1/8	18-1/2	17-1/8	18-1/4	18-1/4	19-1/2	19-1/2	B=3	O=1
	Weight	48	89	117	170	240	278	369	416	547	605	C=5	
5	Model Number	24-5-3	24-5-4	24-5-6	24-5-8	24-5-10	24-5-12	24-5-14*	24-5-16*	24-5-18*	24-5-20*	A=2	T=1
	HR Headroom	21-1/2	21-1/2	21-1/2	22-1/2	23-1/2	27	27	28	29	30-3/8	B=4	O=1
	Weight	140	160	215	304	430	633	664	746	1321	1525	C=7	O=1-1/2*
10	Model Number	24-10-3	24-10-4	24-10-6	24-10-8	24-10-10	24-10-12	24-10-14	24-10-16	24-10-18	24-10-20	A=2	T=1-1/4
	HR Headroom	25-3/4	25-3/4	28-3/4	28-3/4	31-3/4	31-3/4	31-3/4	31-3/4	34-3/4	34-3/4	B=4	O=1-3/4
	Weight	210	211	432	522	759	993	1128	1257	1738	1908	C=7	
15	Model Number	24-15-3	24-15-4	24-15-6	24-15-8	24-15-10	24-15-12	24-15-14	24-15-16			A=2-1/2	T=1-1/2
	HR Headroom	28-1/4	30-1/2	33-1/2	33-1/2	33-1/2	37	37	37			B=5	O=2
	Weight	252	330	502	542	882	1455	1630	1800			C=9	
20	Model Number	24-20-3	24-20-4	24-20-6	24-20-8	24-20-10	24-20-12					A=2-1/2	T=1-1/2
	HR Headroom	31	34	37	34	37	37					B=5	O=2
	Weight	315	399	735	720	1276	1251					C=9	

Other Dimensions (in.)	D=3	D=3	D=3	D=4	D=4	D=4	D=4	D=6	D=6	D=6	D=6
	E=6	E=9	E=12	E=16	E=20	E=24	E=24	E=30	E=36	E=42	E=48




OPTION A*

EXTRA HOLES

Allows for multiple hook positioning. Specify number and spread(s) required.

*Could increase headroom.




OPTION B

FASPINS

For ease of positioning hooks with quick release.

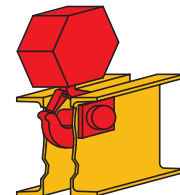
Specify number of faspins required.



OPTION C

EXTRA HOOKS

Allows for multiple pick points. Specify number of hooks required.



OPTION D

PIN TYPE BAIL

Lifting pin located between structural channel. (Hoist hook information must be supplied.)